



**Regular Redi-Rock Wall Blocks**

**Top LST**




**Middle LSM41**




**Top Half LSTH**



**Middle Lsm28**



**Bottom LSB41**




**Middle Half LSMH**




**Bottom LSB28**



**Full Planter LSFP**



**Hall Full Planter LSFHP**



**Corner LSC**



**Planter LSP**



**Half Planter LSHP**

