



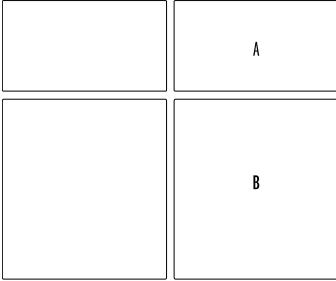
# Travertina



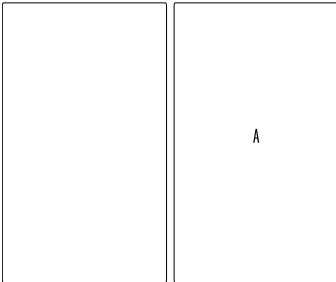
Stonedge  
COLLECTION

## NEW PRODUCTS

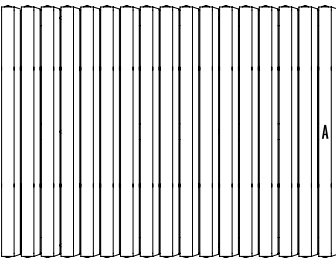
### PALLET OVERVIEW 2443 - 20x20 and 20x10



### PALLET OVERVIEW 2441 - 20x30



### PALLET OVERVIEW 2440 - 30x30 Palletized upright



## APPLICATIONS

**The Travertina slabs cannot be used for residential driveways.**

## NOTES

For installation layout refer to hatch patterns 1 to 7 on pages 58-59 (for 20x30, 20x20 and 20x10 mix) and refer to hatch pattern 8 on page 50 (for 30x30).

See page 117 for more technical information and installation details.

**DESCRIPTION:** Slabs  
**CODE:** 2443 (20x20, 20x10)  
 2441 (20x30), 2440 (30x30)  
**TEXTURE:** Travertine



	Specifications per pallet	
	Imperial	Metric
Cubing	<b>75.06 ft.<sup>2</sup></b>	6.98 m <sup>2</sup>
Weight	1986 lbs	901 kg
Number of rows	<b>A</b> 9	
	1.39 ft. <sup>2</sup> /unit	0.129 m <sup>2</sup> /unit
	<b>B</b> 9	
	2.78 ft. <sup>2</sup> /unit	0.258 m <sup>2</sup> /unit

(2443) 20x20 - 20x10

Unit dimensions	in		mm		Units/pallet
	L	W			
Thickness	2 1/4		57		18 units
Width	20		508		
Length	10		254		



Thickness	2 1/4	57	18 units
Width	20	508	
Length	20	508	

**B**



	Specifications per pallet	
	Imperial	Metric
Cubing	<b>75.06 ft.<sup>2</sup></b>	6.98 m <sup>2</sup>
Weight	1988 lbs	902 kg
Number of rows	9	
	4.17 ft. <sup>2</sup> /unit	0.39 m <sup>2</sup> /unit

(2441) 20x30

Unit dimensions	in		mm		Units/pallet
	L	W			
Thickness	2 1/4		57		18 units
Width	30		762		
Length	20		508		



	Specifications per pallet	
	Imperial	Metric
Cubing	<b>106.25 ft.<sup>2</sup></b>	9.87 m <sup>2</sup>
Weight	2820 lbs (approx.)	1279 kg (approx.)
Number of rows	1	
	6.25 ft. <sup>2</sup> /unit	0.58 m <sup>2</sup> /unit

(2440) 30x30

Unit dimensions	in		mm		Units/pallet
	L	W			
Thickness	2 1/4		57		17 units
Width	30		762		
Length	30		762		



25	riviera	37	rock garden brown	44	ivory
20x20/20x10	244325	20x20/20x10	244337	20x20/20x10	244344
20x30	244125	20x30	244137	20x30	244144
30x30	244025	30x30	244037	30x30	244044



SLABS