




# Blu

## 80 mm Slate or Slate Aged

**DESCRIPTION:** Paver  
**CODE:** 1121 (slate)  
 0161 (slate aged)  
**TEXTURE:** Slate or Slate Aged



### PALLET OVERVIEW 1121 - 0161



Specifications per pallet	Imperial	Metric
Cubing	<b>84.96 ft.<sup>2</sup></b>	7.90 m <sup>2</sup>
Weight	<b>3110 lbs</b>	<b>1411 kg</b>
Number of rows	<b>8</b>	
	<b>10.62 ft.<sup>2</sup>/row</b>	<b>0.99 m<sup>2</sup>/row</b>




PAVERS

### APPLICATIONS

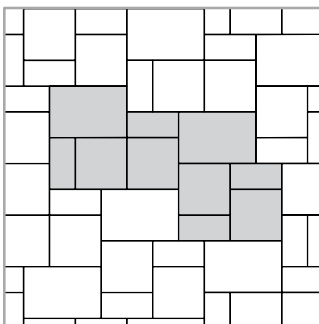
Pedestrian or light vehicular traffic, residential driveways, patios and swimming pool decks.

### NOTES

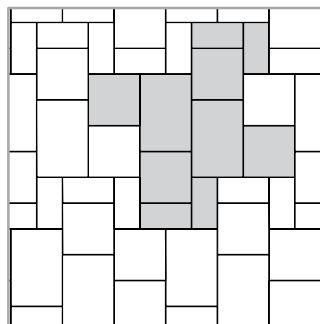
See page 111 for more technical information and installation details.

Unit dimensions	in	mm	Units/pallet
<b>A</b> 	Thickness 3 1/8	80	32 units
	Width 13	330	
	Length 6 1/2	165	
<b>B</b> 	Thickness 3 1/8	80	32 units
	Width 13	330	
	Length 13	330	
<b>C</b> 	Thickness 3 1/8	80	16 units
	Width 13	330	
	Length 19 1/2	495	

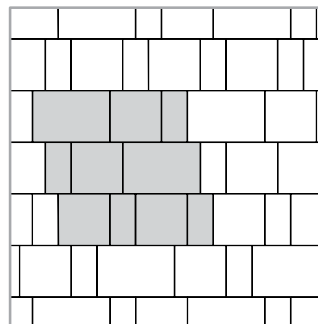
### 01 | Modular pattern




### 02 | Modular pattern



### 03 | Linear pattern



- 01 sandlewood  
slate 112101  
aged 016101
- 08 shale grey  
slate 112108  
aged 016108
- 16 mojave beige  
slate 112116  
aged 016116
- 21 champlain grey  
slate 112121  
aged 016121
- 39 harvest gold  
slate 112139  
aged 016139
- 40 chestnut brown  
slate 112140  
aged 016140
- 41 autumn red  
slate 112141  
aged 016141
- 42 oceana  
slate 112142  
aged 016142





# Blu

80 mm Smooth or Polished


**DESCRIPTION:** Pavers  
**CODE:** 2040 (smooth)  
 2042 (polished)  
**TEXTURE:** Smooth or Polished



PAVERS

## NEW PRODUCTS

### PALLET OVERVIEW 2040 - 2042



Specifications per pallet	Imperial	Metric
Cubing	<b>84.96 ft.<sup>2</sup></b>	7.90 m <sup>2</sup>
Weight	3110 lbs	1411 kg
Number of rows	8	
	10.62 ft. <sup>2</sup> /row	0.99 m <sup>2</sup> /row

Unit dimensions	in		mm		Units/pallet
	Thickness	Width	Thickness	Width	
<b>A</b>	3 1/8	13	80	330	32 units
<b>B</b>	3 1/8	13	80	330	32 units
<b>C</b>	3 1/8	19 1/2	80	495	16 units

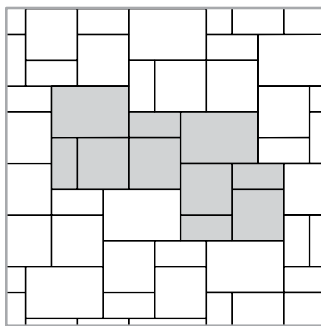
### APPLICATIONS

Pedestrian or light vehicular traffic, residential driveways, patios and swimming pool decks.

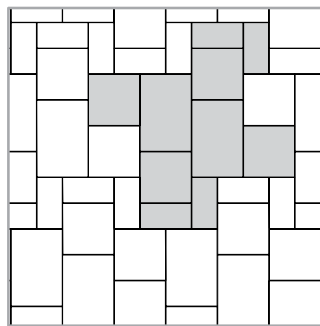
### NOTES

See page 111 for more technical information and installation details.

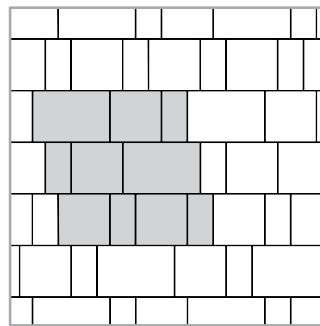
#### 01 | Modular pattern



#### 02 | Modular pattern



#### 03 | Linear pattern




SMOOTH

POLISHED

08 shale grey smooth 204008    40 chestnut brown smooth 204040    42 oceana smooth 204042

08 shale grey polished 204208    40 chestnut brown polished 204240    42 oceana polished 204242





# Blu

60 mm (6" x 13")

**DESCRIPTION:** Paver and Slab

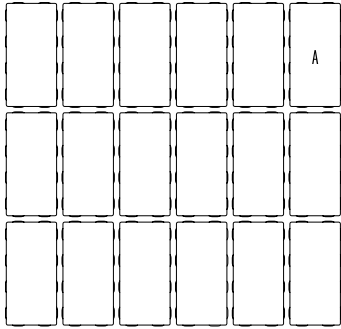
**CODE:** 2430

**TEXTURE:** Slate



## NEW PRODUCT

### PALLET OVERVIEW 2430



Specifications per pallet	Imperial	Metric
Cubing	<b>116.05 ft.<sup>2</sup></b>	10.78 m <sup>2</sup>
Weight	3230 lbs	1465 kg
Number of rows	<b>11</b>	
	10.55 ft. <sup>2</sup> /row	0.98 m <sup>2</sup> /row

Specifications Half-pallet*	Imperial	Metric
Cubing	<b>63.30 ft.<sup>2</sup></b>	5.88 m <sup>2</sup>
Weight	1778 lbs	807 kg
Number of rows	<b>6</b>	
	10.55 ft. <sup>2</sup> /row	0.98 m <sup>2</sup> /row

### APPLICATIONS

Pedestrian or light vehicular traffic, patios and swimming pool decks. Can be installed in a soldier and sailor course.

### NOTES

\* Onyx black and chocolate brown are only available in half-pallets.

See page 111 for more technical information and installation details

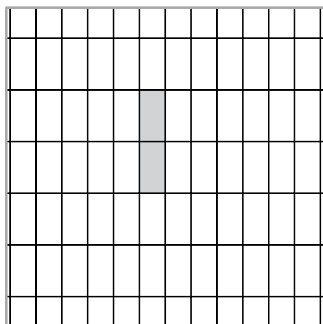


A




Unit dimensions	in	mm	Units/pallet
Thickness	<b>2 3/8</b>	60	198 units
Width	<b>13</b>	330	
Length	<b>6 1/2</b>	165	


01 | Linear pattern




02 | Linear pattern



03 | Linear pattern



04 | Herringbone pattern



- 01 sandlewood  
243001
- 08 shale grey  
243008
- 16 mojave beige  
243016
- 21 champlain grey  
243021
- 27 onyx black\*  
243027
- 38 harvest gold  
243039
- 40 chestnut brown  
243040
- 41 autumn red  
243041
- 43 chocolate brown\*  
243043

